


HYDRAFACIAL™ FACIAL LYMPHATIC GUIDE

PREPARE



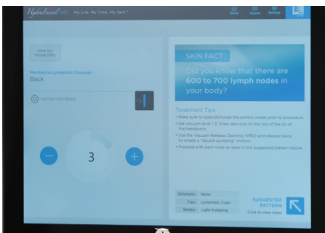
Use the Small Lymphatic Handpiece



Cleanse and Dry the Skin



Open the Thoracic Nodes



Set Vacuum Between 1-3

DOUBLE PUMP



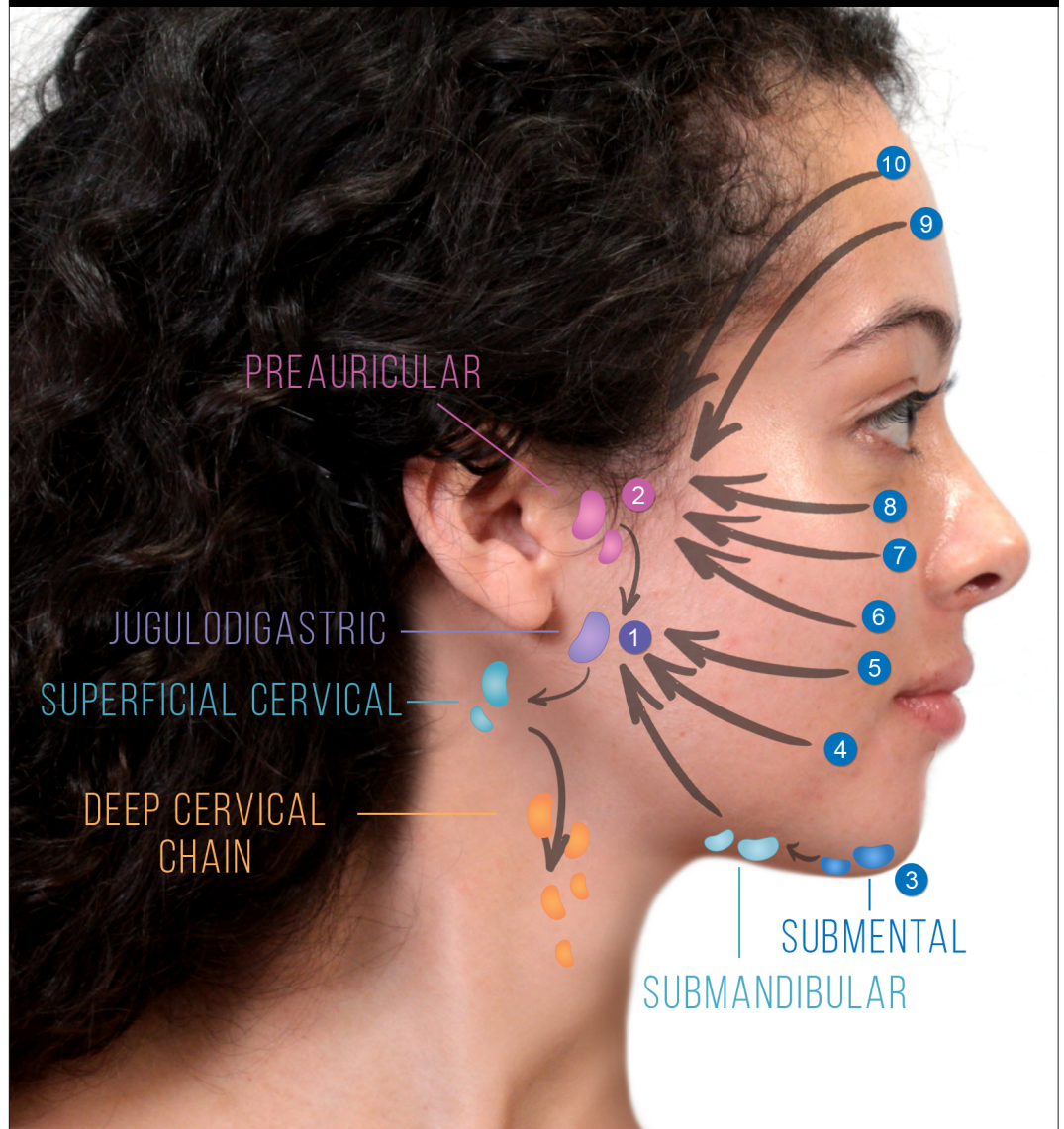
Double Pump Over the Circular Vacuum Release Opening and Hold over the Opening as You Lift

GOOD TISSUE DRAW



Lift to Confirm Tissue Draw, Release Tension, and Promote Flow

LYMPH NODES + TREATMENT POSITIONS



TREATMENT PROTOCOL

- Begin at Position 1
- Pump, pump, lift, and glide following the guide
- Pump at each starting position (1-10)
- Pump at lymph node(s)
- End each position by gliding down the Deep Cervical Chain
- Complete 3 passes at each position
- Add additional positions as needed as you work up the face for complete coverage

